

2019 End of Year Survey Opinion Poll Across the Globe

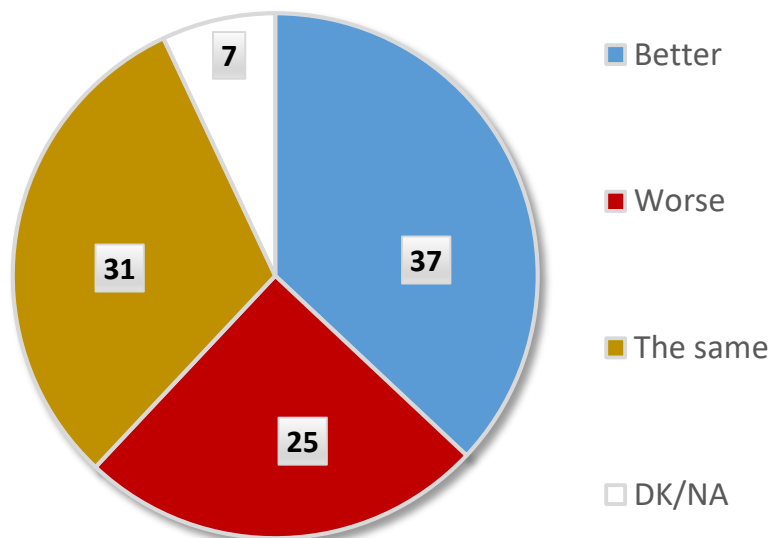
- **HOPE INDEX**
- **HAPPINESS INDEX**

HOPE INDEX

As far as you are concerned, do you think that 2020 will be better, worse or the same as 2019?

OPTIMISTS: 37 / PESSIMISTS: 25 / NEUTRALS: 31

GLOBAL HOPE INDEX 2020: +19

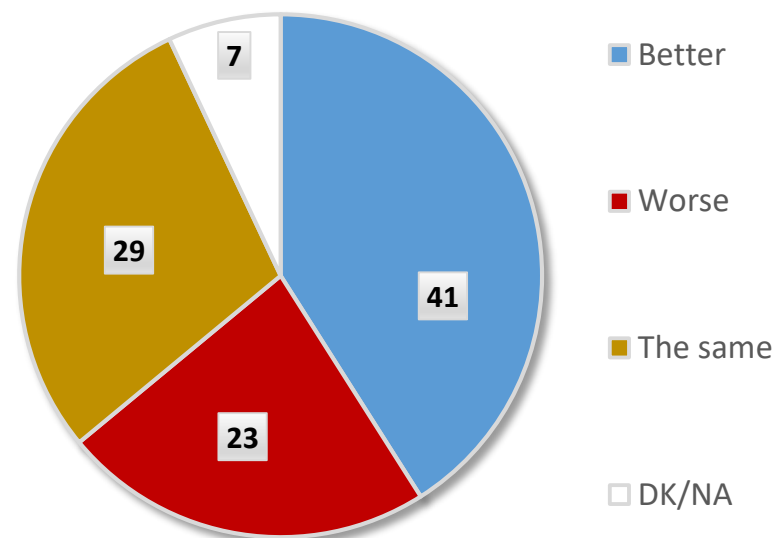


HOPE INDEX

As far as you are concerned, do you think that 2019 will be better, worse or the same as 2018?

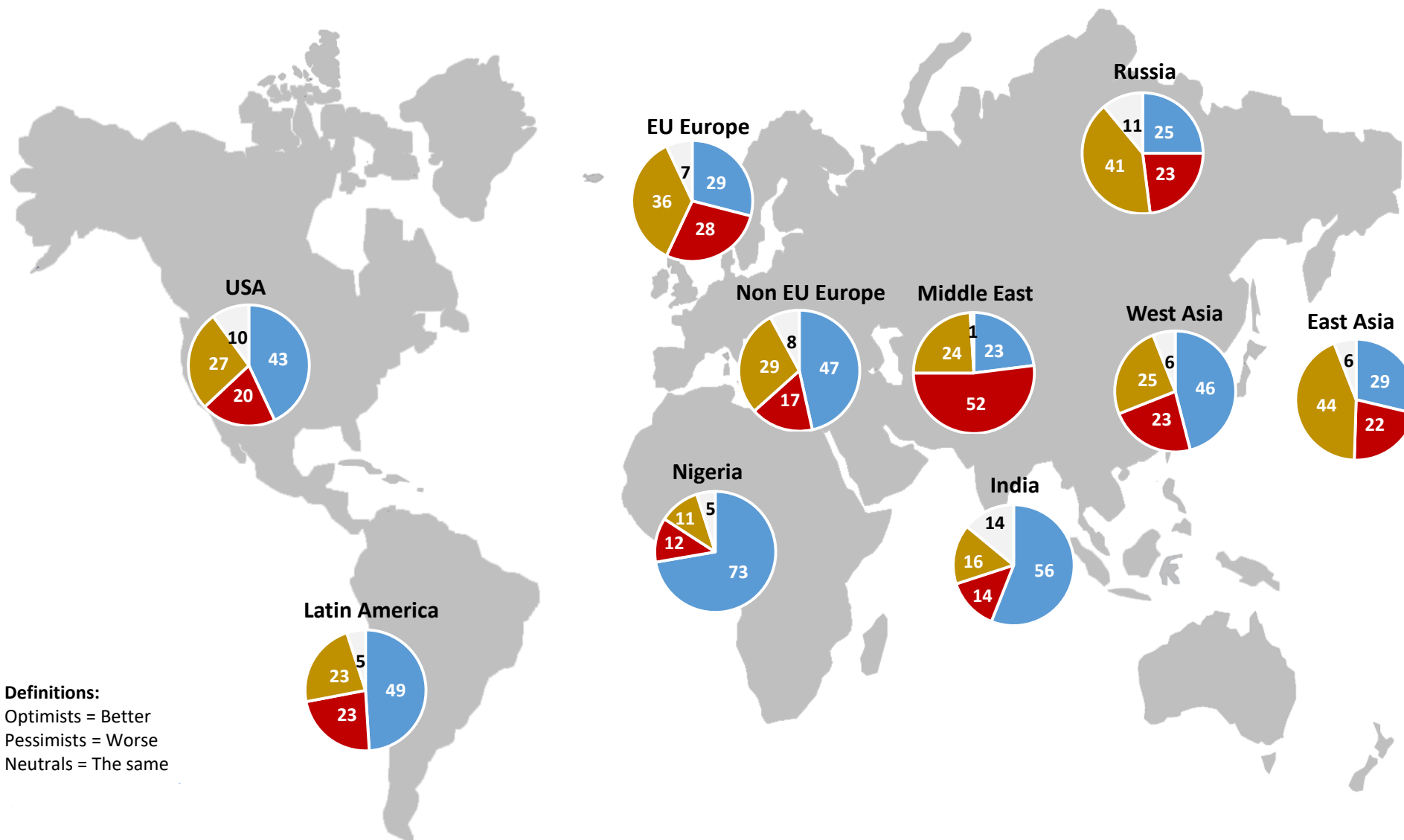
OPTIMISTS: 41 / PESSIMISTS: 23 / NEUTRALS: 29

GLOBAL HOPE INDEX 2019: +18



HOPE INDEX

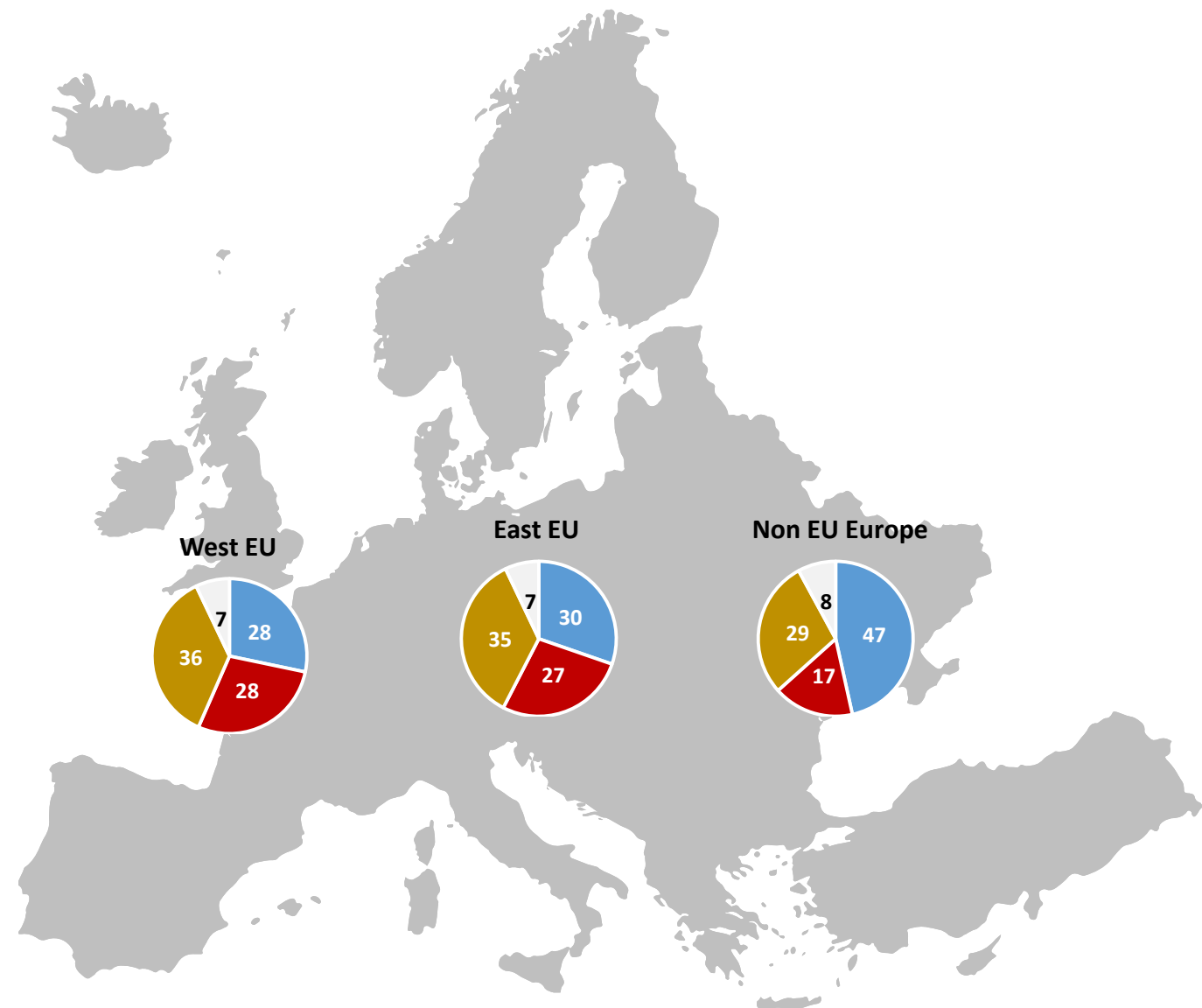
As far as you are concerned, do you think that 2020 will be better, worse or the same as 2019?



Definitions:
Optimists = Better
Pessimists = Worse
Neutrals = The same



HOPE INDEX
As far as you are concerned, do you think that 2020 will be better, worse or the same as 2019?



Definitions:
Optimists = Better
Pessimists = Worse
Neutrals = The same



HOPE INDEX 2019

As far as you are concerned, do you think that 2020 will be better, worse or the same as 2019?

(Countries presented in alphabetical order)

Definitions:
 Optimists = Better
 Pessimists = Worse
 Neutrals = The same

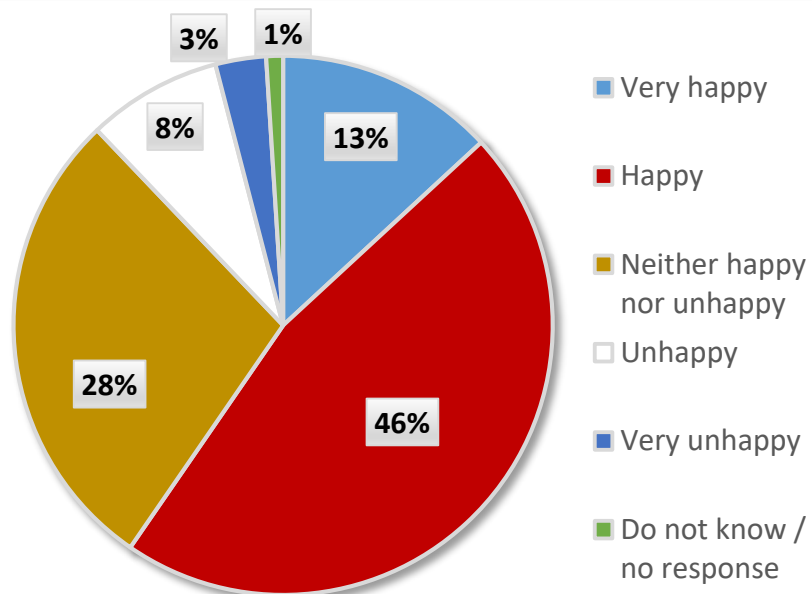
Country	Optimists	Pessimists	Neutrals	DK/N A	NET Score
Row %					
AFGHANISTAN	40%	25%	32%	3%	15
ALBANIA	70%	9%	19%	1%	61
ARGENTINA	48%	25%	21%	6%	23
ARMENIA	62%	7%	25%	6%	55
AUSTRALIA	12%	40%	41%	7%	-28
AUSTRIA	26%	24%	45%	6%	2
AZERBAIJAN	51%	15%	13%	20%	36
BOSNIA & HERZEGOVINA	22%	50%	26%	2%	-28
BULGARIA	32%	22%	34%	12%	10
COLOMBIA	38%	33%	27%	2%	5
CZECH REPUBLIC	28%	29%	40%	4%	-1
ECUADOR	31%	32%	33%	4%	-1
FINLAND	41%	11%	39%	9%	30
FRANCE	24%	24%	39%	12%	0
GEORGIA	46%	13%	23%	18%	33
GERMANY	34%	19%	41%	5%	15
HONG KONG	13%	68%	14%	5%	-55
INDIA	56%	14%	16%	14%	42
INDONESIA	44%	7%	43%	7%	37
IRAQ	46%	31%	22%	1%	15
IRELAND	29%	24%	41%	6%	5
ITALY	11%	59%	28%	3%	-48
JAPAN	29%	12%	39%	20%	17
JORDAN	7%	60%	33%	-	-53
KAZAKHSTAN	67%	7%	21%	5%	60
KOSOVO	56%	6%	32%	6%	50
LEBANON	5%	76%	19%	*	-71
NORTH MACEDONIA	43%	18%	35%	4%	25

Country	Optimists	Pessimists	Neutrals	DK/N A	NET Score
Row %					
MALAYSIA	37%	21%	42%	*	16
MEXICO	55%	18%	19%	7%	37
NIGERIA	73%	12%	11%	5%	61
PAKISTAN	45%	31%	22%	2%	14
PERU	70%	8%	17%	6%	62
PHILIPPINES	33%	10%	55%	3%	23
POLAND	25%	31%	32%	12%	-6
ROMANIA	41%	21%	33%	6%	20
RUSSIA	25%	23%	41%	11%	2
SERBIA	30%	21%	47%	2%	9
REPUBLIC OF KOREA	12%	29%	57%	2%	-17
SPAIN	29%	35%	33%	4%	-6
SYRIA	39%	34%	23%	4%	5
THAILAND	19%	41%	36%	4%	-22
TURKEY	32%	32%	28%	8%	0
UKRAINE	42%	17%	26%	15%	3
UK	33%	30%	27%	10%	25
USA	43%	20%	27%	10%	23
VIETNAM	55%	7%	37%	2%	48

HAPPINESS INDEX

In general, do you personally feel very happy, happy, neither happy nor unhappy, unhappy or very unhappy about your life?

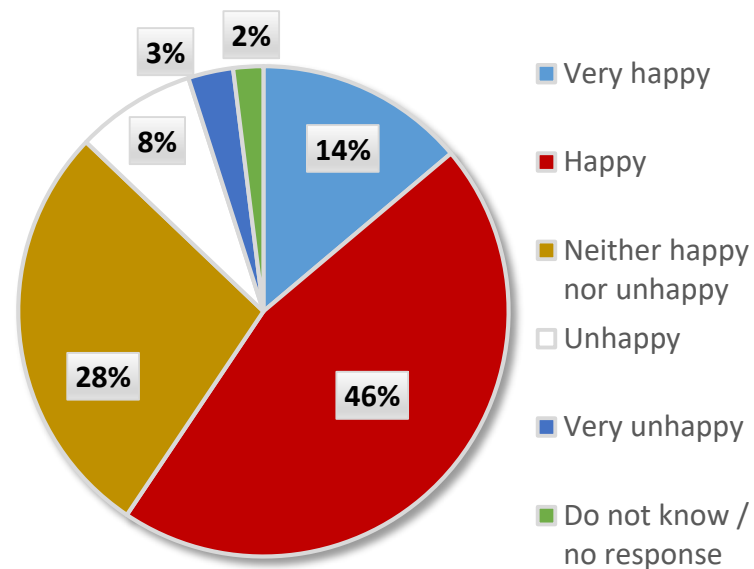
2019



HAPPINESS INDEX

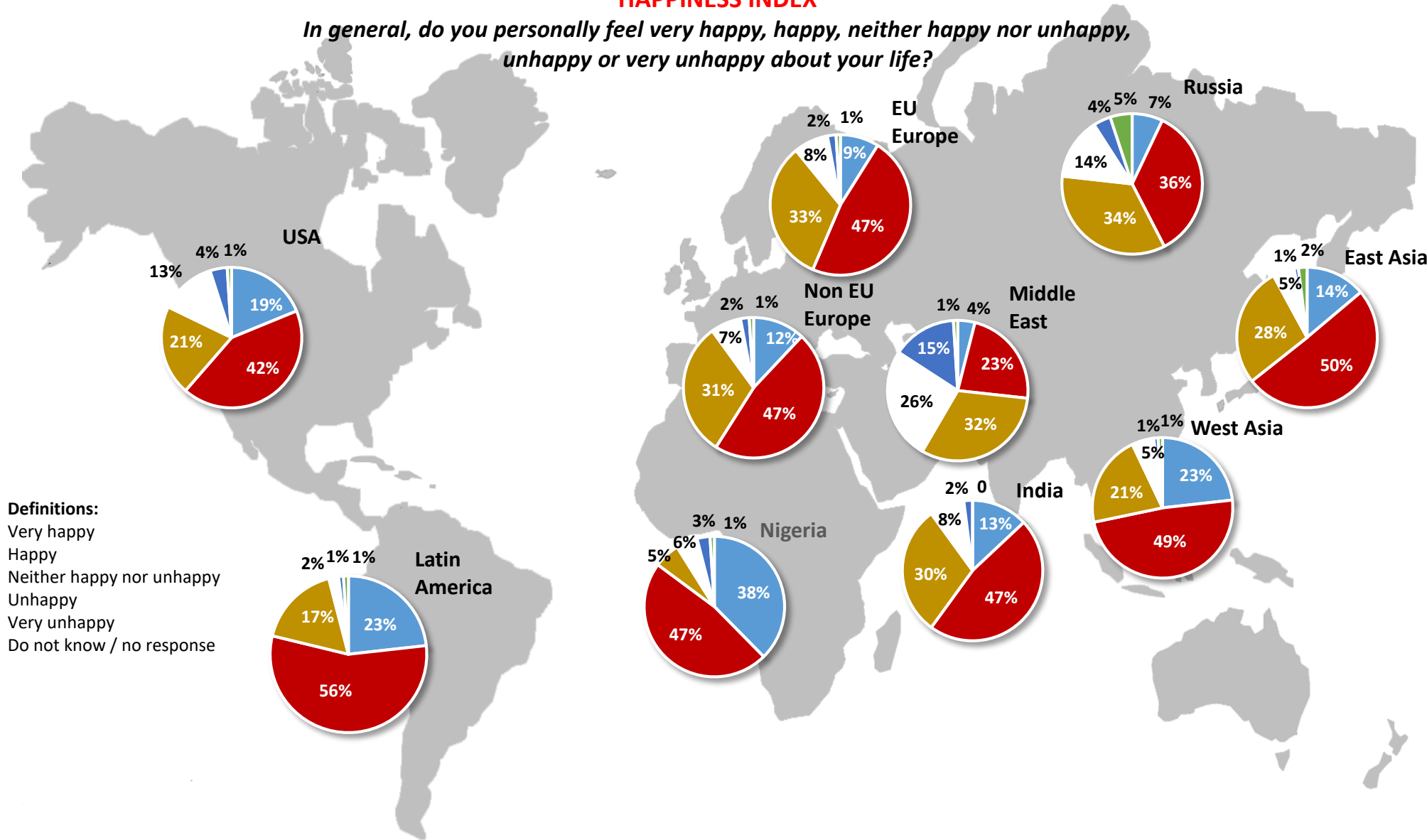
In general, do you personally feel very happy, happy, neither happy nor unhappy, unhappy or very unhappy about your life?

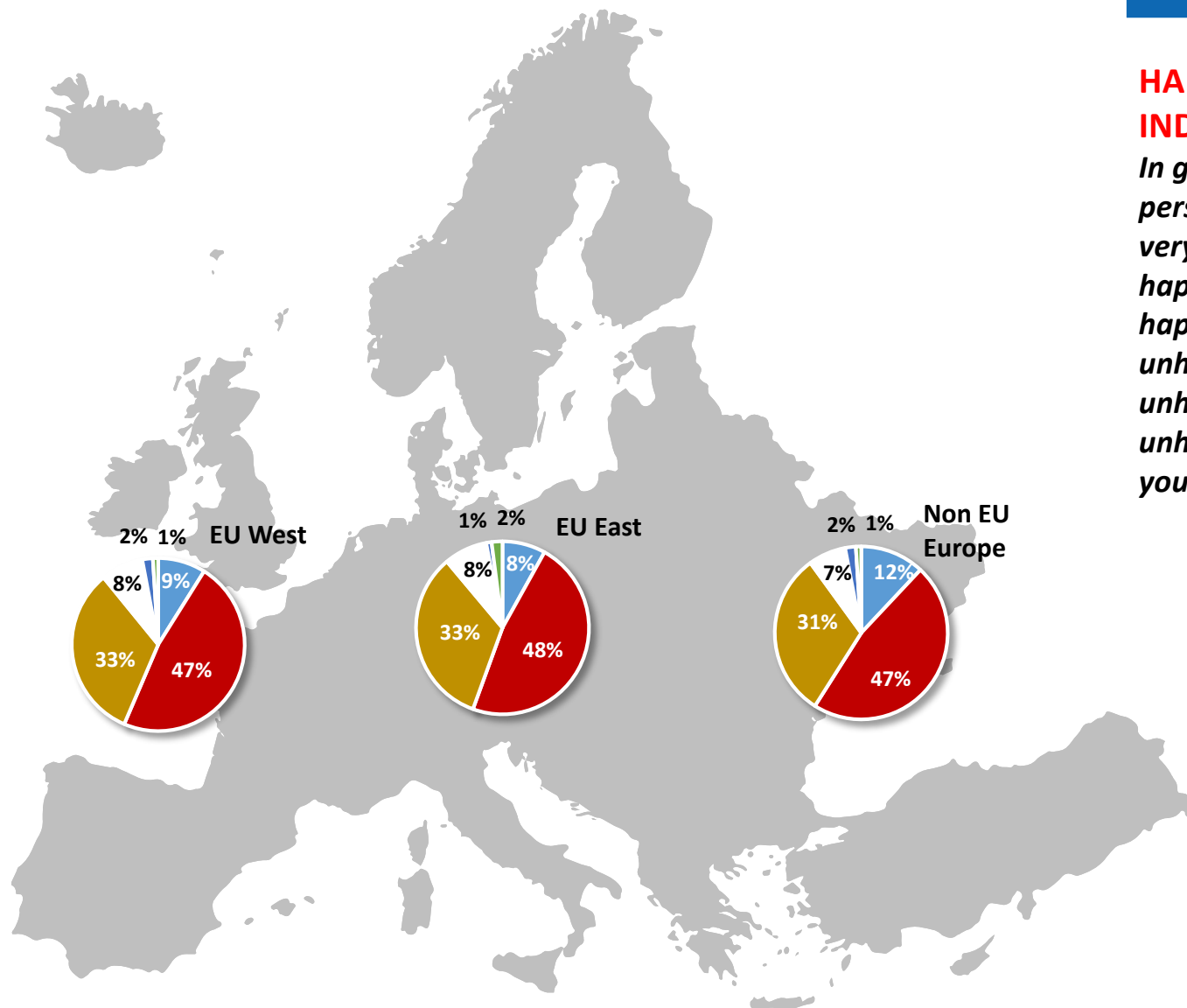
2017



HAPPINESS INDEX

In general, do you personally feel very happy, happy, neither happy nor unhappy, unhappy or very unhappy about your life?





HAPPINESS INDEX

In general, do you personally feel very happy, happy, neither happy nor unhappy, unhappy or very unhappy about your life?

Definitions:
 Very happy
 Happy
 Neither happy nor unhappy
 Unhappy
 Very unhappy
 Do not know / no response



HAPPINESS INDEX

In general, do you personally feel very happy, happy, neither happy nor unhappy, unhappy or very unhappy about your life?

Country	Very happy	Happy	Neither happy nor unhappy	Unhappy	Very unhappy	Do not know / no response	NET Score
Row %							
AFGHANISTAN	23%	38%	33%	4%	1%	*	56
ALBANIA	6%	46%	34%	10%	5%	*	37
ARGENTINA	29%	32%	27%	5%	4%	4%	52
ARMENIA	13%	60%	23%	2%	1%	1%	70
AUSTRIA	13%	48%	30%	8%	1%	1%	52
AZERBAIJAN	20%	49%	26%	2%	1%	2%	66
BOSNIA & HERZEGOVINA	7%	55%	33%	3%	2%	*	57
BULGARIA	4%	41%	40%	9%	1%	4%	35
COLOMBIA	24%	66%	7%	2%	*	*	88
CZECH REPUBLIC	10%	40%	41%	7%	1%	2%	42
ECUADOR	12%	74%	13%	1%	-	1%	85
FINLAND	6%	52%	31%	9%	2%	1%	47
FRANCE	6%	41%	44%	7%	2%	*	38
GEORGIA	20%	38%	37%	3%	1%	1%	54
GERMANY	7%	44%	38%	8%	2%	1%	41
HONG KONG	4%	29%	39%	21%	7%	*	5
INDIA	13%	47%	30%	8%	2%	*	50
INDONESIA	14%	73%	9%	1%	*	2%	86
IRAQ	10%	34%	18%	27%	12%	*	5
IRELAND	14%	48%	25%	10%	3%	*	49
ITALY	2%	46%	45%	5%	1%	1%	42
JAPAN	16%	46%	25%	3%	1%	9%	58
JORDAN	2%	11%	35%	29%	22%	2%	-38
KAZAKHSTAN	20%	64%	13%	1%	*	2%	83
KOSOVO	26%	44%	20%	6%	2%	2%	62
LEBANON	1%	22%	40%	29%	9%	-	-15
NORTH MACEDONIA	9%	47%	34%	9%	1%	1%	46



HAPPINESS INDEX

In general, do you personally feel very happy, happy, neither happy nor unhappy, unhappy or very unhappy about your life?

Country	Very happy	Happy	Neither happy nor unhappy	Unhappy	Very unhappy	Do not know / no response	NET Score
Row %							
MALAYSIA	12%	47%	29%	10%	3%	-	46
MEXICO	27%	45%	20%	3%	3%	2%	66
NIGERIA	38%	48%	6%	5%	3%	1%	78
PAKISTAN	35%	39%	16%	7%	2%	*	65
PERU	25%	47%	26%	1%	*	1%	71
PHILIPPINES	21%	62%	13%	4%	1%	*	78
POLAND	9%	51%	28%	7%	2%	3%	51
ROMANIA	9%	65%	16%	9%	2%	*	63
RUSSIA	7%	35%	34%	14%	4%	5%	24
SERBIA	7%	45%	38%	9%	1%	*	42
REPUBLIC OF KOREA	2%	55%	37%	4%	1%	1%	52
SPAIN	13%	59%	24%	2%	1%	1%	69
SYRIA	3%	25%	36%	18%	17%	1%	-7
THAILAND	6%	58%	30%	6%	-	1%	58
TURKEY	8%	42%	37%	10%	2%	*	38
UKRAINE	11%	40%	30%	13%	5%	1%	38
UK	11%	44%	27%	13%	4%	1%	33
USA	19%	43%	21%	13%	4%	1%	45
VIETNAM	15%	48%	35%	1%	-	-	62

(Countries presented in alphabetical order)



**HOPE INDEX
compared to
HAPINESS INDEX
2019**

(Countries presented
in alphabetical order)

Country	Hope index NET Score	Happiness index NET Score
Row %		
AFGHANISTAN	15	56
ALBANIA	61	37
ARGENTINA	23	52
ARMENIA	55	70
AUSTRIA	2	52
AZERBAIJAN	36	66
BOSNIA & HERZEGOVINA	-28	57
BULGARIA	10	35
COLOMBIA	5	88
CZECH REPUBLIC	-1	42
ECUADOR	-1	85
FINLAND	30	47
FRANCE	0	38
GEORGIA	33	54
GERMANY	15	41
HONG KONG	-55	5
INDIA	42	50
INDONESIA	37	86
IRAQ	15	5
IRELAND	5	49
ITALY	-48	42
JAPAN	17	58
JORDAN	-53	-38
KAZAKHSTAN	60	83
KOSOVO	50	62
LEBANON	-71	-15
NORTH MACEDONIA	25	46

Country	Hope index NET Score	Happiness index NET Score
Row %		
MALAYSIA	16	46
MEXICO	37	66
NIGERIA	61	78
PAKISTAN	14	65
PERU	62	71
PHILIPPINES	23	78
POLAND	-6	51
ROMANIA	20	63
RUSSIA	2	24
SERBIA	9	42
REPUBLIC OF KOREA	-17	52
SPAIN	-6	69
SYRIA	5	-7
THAILAND	-22	58
TURKEY	0	38
UKRAINE	3	38
UK	25	33
USA	23	45
VIETNAM	48	62

